





Removal and Installation

1. Disconnect the reservoir hose (A).




2. Remove the LH front strut bar (A).



3. Remove the reservoir tank (A).

Tightening torque :

4.9 - 8.3 N·m (0.50 - 0.85 kgf·m, 3.6 - 6.1 lb·ft, 43.4 - 73.8 lb·in)



4. Install in the reverse order of removal.
5. Fill with engine coolant.
6. Start engine and check for leaks.
7. Recheck engine coolant level.